

TAB

TAB

BORDER THICKNESS - Must be atleast 3/8" from the bleed line to insure your border won't be cut off when printed.

SAFE AREA - Keep all text within this line.

FINISHED SIZE - This is where the product will be cut to size.

BLEEDS - Create a 1/8 inch bleed area to make sure that the ink goes to the edge of the finished size. Extend artwork/graphics to the edge of template.

PRINT TEMPLATE

Product Folded Postcard
Size 7x15 >> 7x5 (tri, 2 tab) (WxH)
Style Tri Fold Direct mail
Portrait

OUTSIDE PANEL
THIS FLAP FOLDS SECOND

FOLD LINE

TOTAL SIZE 4" X 2.5"
Printing in this area is not allowed.
Reserved for Addressing/Postal mailing purposes.

ARTWORK
ORIENTATION


PERMIT #
GOES HERE
1.25" x 1.25"
CLEAR AREA
Click below for indicia info:
http://www.printpap.com/faq/?i=455


TAB


TAB


FOLD LINE

OUTSIDE PANEL
THIS FLAP FOLDS FIRST

 **BORDER THICKNESS** - Must be atleast 3/8" from the bleed line to insure your border won't be cut off when printed.

 **SAFE AREA** - Keep all text within this line.

 **FINISHED SIZE** - This is where the product will be cut to size.

 **BLEEDS** - Create a 1/8 inch bleed area to make sure that the ink goes to the edge of the finished size. Extend artwork/graphics to the edge of template.

PRINT TEMPLATE

Product Folded Postcard
Size 7x15 >> 7x5 (tri, 2 tab) (WxH)
Style Tri Fold Direct mail
 Portrait

**TOP
INSIDE PANEL**

FOLD LINE

**CENTER
INSIDE PANEL**

FOLD LINE

**BOTTOM
INSIDE PANEL**